



DALI Constant Voltage Driver

Special for magnetic & linear lamp

- No input polarity.
- DC to DC constant current output.
- DALI 2.0 protocol.
- Ultra-small size , suitable for STUCCHI standard housings.
- Magnetic installation is quiet without high-frequency sound.
- Smooth dimming curves without kicker.
- Short circuit, overload and anti-reverse protection.



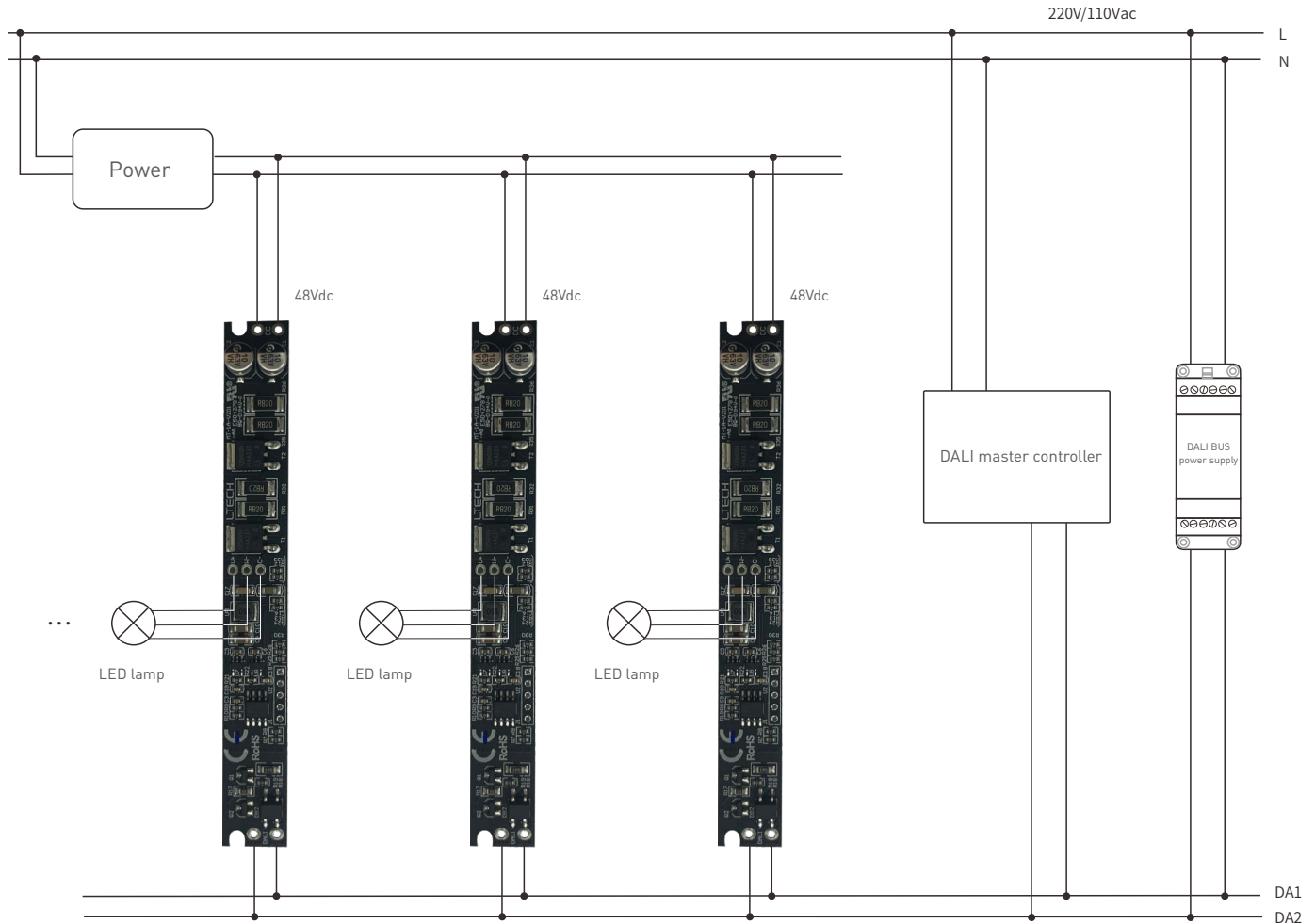
Flicker-free
IEEE 1789



Technical Specs

MODEL		MT-1A-V2D1
OUTPUT	Output Voltage	12-48Vdc
	Output Current	Max.1A
	Output Power	12W-48W
	Dimming Range	0-100%, down to 0.1%
	Channel	2
INPUT	Dimming Interface	DALI-2
	Input Voltage	12-48Vdc±5% (No polarity)
	Input Current	≤1.1A
	Efficiency(Typ)	≥90%
	Standby Power	≤0.5W
ENVIRONMENT	Working Temperature	ta: -30~55°C tc: 87°C
	Working Humidity	20~95%RH, non-condensing
	Storage Temperature	-40~80°C, 10~95%RH
PROTECTION	Overload Protection	The load current is out of range,the current drops until the power is turned on again.
	Short Circuit Protection	Close output and automatically recover once the fault is removed.
	No-load Protection	The product does not be damaged.
	Hot Plug	Support electric plug plug.
	Input Anti -reverse Protection	No input polarity , able to output normally.
OTHERS	Dimensions	115×14×9mm (L×W×H)
	Weight(G.W.)	8g±2g
	Carton Size	370×290×190mm (L×W×H) ,240pcs/ctn 1.92kg±5%ctn

Wiring Diagram



Attentions

- Products shall be installed by qualified professionals.
- LTECH products are and not lightningproof non-waterproof (special models excepted). Please avoid the sun and rain. When installed outdoors, please ensure they are mounted in a water proof enclosure or in an area equipped with lightning protection device
- Good heat dissipation will extend the working life of products. Please ensure good ventilation.
- Please check if the working voltage used complies with the parameter requirements of products.
- The diameter of wire used must be able to load the light fixtures you connect and ensure the firm wiring.
- Before you power on products, please make sure all the wiring is correct in case of incorrect connection that causes damage to light fixtures.
- If a fault occurs, please do not attempt to fix products by yourself. If you have any question, please contact your suppliers.

* This manual is subject to changes without further notice. Product functions depend on the goods. Please feel free to contact our official distributors if you have any question.

Warranty Agreement

- Warranty periods from the date of delivery : 5 years.
- Free repair or replacement services for quality problems are provided within warranty periods.

Warranty exclusions below:

- Beyond warranty periods.
- Any artificial damage caused by high voltage, overload, or improper operations.
- Products with severe physical damage.
- Damage caused by natural disasters and force majeure.
- Warranty labels and barcodes have been damaged.
- No any contract signed by LTECH.

1. Repair or replacement provided is the only remedy for customers. LTECH is not liable for any incidental or consequential damage unless it is within the law.

2. LTECH has the right to amend or adjust the terms of this warranty, and release in written form shall prevail.

Update Log

Version	Updated Time	Update Content	Updated by
A0	2023.10.20	Original version.	Yang Weiling